



CBW DOORS

modern entry doors with perfection



www.cbw-doors.com





CBW DOORS
modern entry doors with perfection

CBW

We are a Los Angeles-based manufacturer of high-quality doors, made from premium materials withstanding any weather conditions. We focus on the latest designs and technology to create the best doors in the market.

Our doors are easily shipped from our doorstep to yours, anywhere in the US. Our designs are suited for modern and traditional single and multi-unit homes, with a full customization option available as well. We understand a front door is the first impression given when entering a home and **we take this responsibility seriously**, by designing and building the best quality doors possible.



FEATURED DOORS

We at CBW are proud to manufacture unique custom entry doors in the US.

We specialize in exterior durable material to provide a high level of security and outstanding design.

Our doors have passed and exceeded a **hurricane grade** testing. (large missiles D at 50 meters per second and cycle DP50 per ASTM E1886 and E1996).




Model A



Model E



Model X



Model L4



Model FL



Model CH

FEATURED DOORS



Model R5



Model K



Model L3



Model I



Model SQ3



Model V4



CBW DOORS
modern entry doors with perfection

(818) 709-3735
info@cbw-doors.com

FEATURED DOORS



Model M




Model G12



Model L3



Model T




Model L5











Model F2

DOOR CONFIGURATIONS

Manufacturer direct, made in the USA.



DOOR CONFIGURATION			
<p>LEFT-HAND INSWING</p>  <p>OUTSIDE</p>	<p>RIGHT HAND INSWING</p>  <p>OUTSIDE</p>	<p>INSWING LEFT ACTIVE</p>  <p>OUTSIDE</p>	<p>INSWING RIGHT ACTIVE</p>  <p>OUTSIDE</p>
<p>LEFT-HAND OUTSWING</p>  <p>OUTSIDE</p>	<p>RIGHT-HAND OUTSWING</p>  <p>OUTSIDE</p>	<p>OUTSWING LEFT ACTIVE</p>  <p>OUTSIDE</p>	<p>OUTSWING RIGHT ACTIVE</p>  <p>OUTSIDE</p>

DOOR SIZES

36" x 79" / 36" x 95" / 42" x 75" / 42" x 95"

Custom sizes are available

JAMB

Black Anodized / Clear Anodized Aluminium

Unfinished Wood



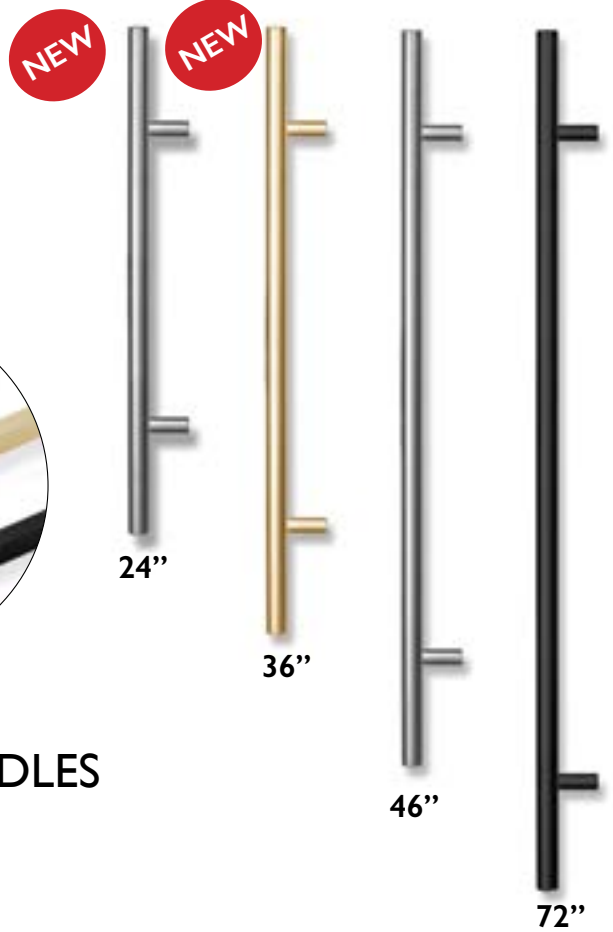
(818) 709-3735
info@cbw-doors.com

OPTIONAL ACCESSORIES

CBW manufactures unique entry doors to your specifications!
Custom orders are also available.




SQUARE & ROUND HANDLES



ENTRY LEVER DOOR HANDLE

Single cylinder deadbolt lock and key combo pack,
locking lever set for left or right handed doors



BALL CATCH

Adjustable ball catch and strike plate
are made to hold full-size doors.



CBW DOORS
modern entry doors with perfection



(818) 709-3735
info@cbw-doors.com

www.cbw-doors.com